

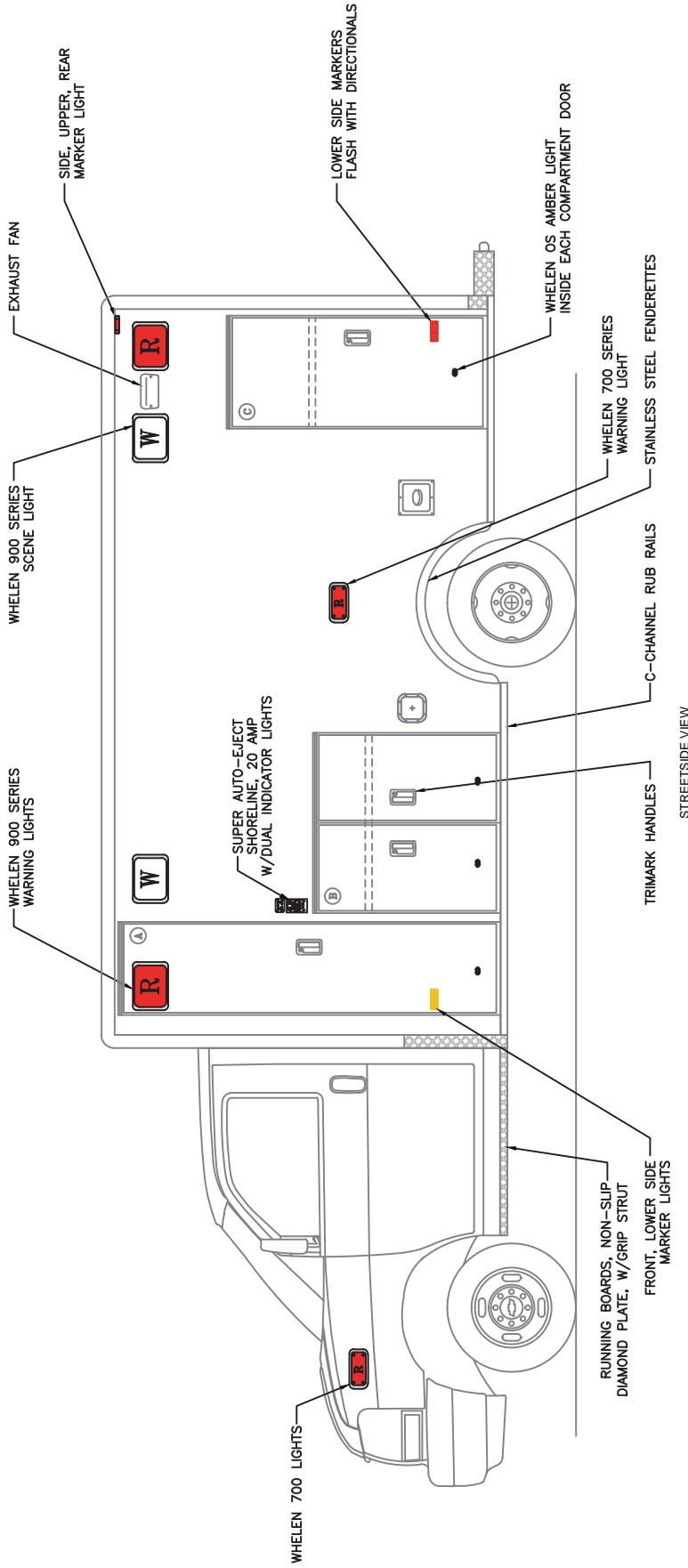
FRONT VIEW

FRONT VIEW

EXTERIOR DIMENSIONS
 HEIGHT 107" (+/-2)
 LENGTH 170"
 WIDTH 99"



"NOTICE"
 This drawing and data thereon shall not be duplicated, used or disclosed to others for procurement or manufacturing purposes, except as otherwise authorized by contract, without written permission of P.L. CUSTOM BODY & EQUIPMENT CO., INC. We reserve the right to make changes at any time, without notice, in materials, equipment & specifications. Written specifications take precedence over drawings which are for clarity only. All reproductions shall bear this notice.



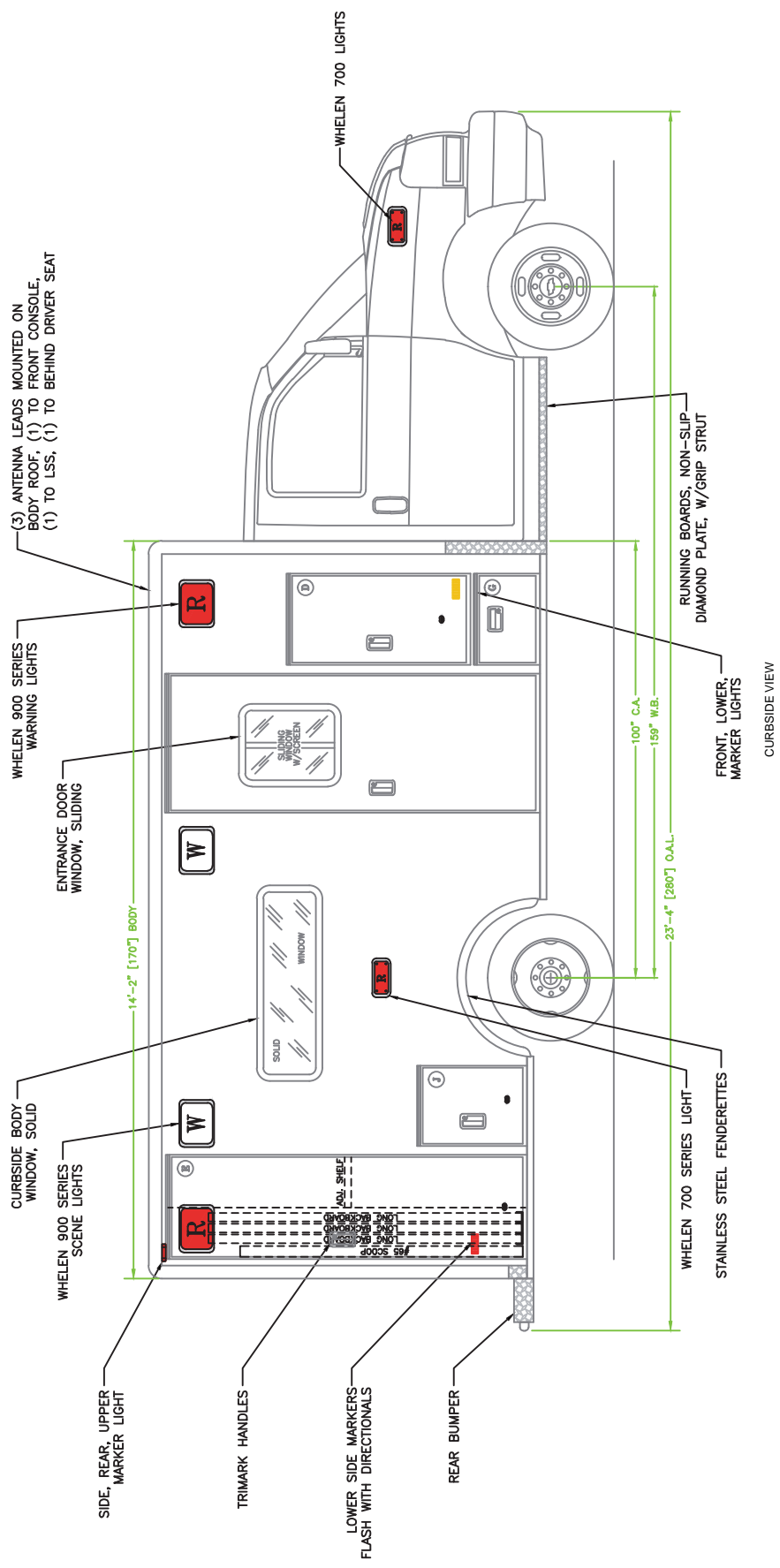
- NOTES:**
- 1.) DRAWINGS ARE FOR REPRESENTATIONAL PURPOSES ONLY.
 - 2.) ALL DIMENSIONS SHOWN ARE APPROXIMATE.
 - 3.) EXTERIOR COMPARTMENT DIMENSIONS REFLECT WALL TO WALL MEASUREMENTS. PASS THROUGH OPENINGS WILL BE SMALLER.
 - 4.) INTERIOR CABINET DIMENSIONS REFLECT THE CABINET OPENING. PASS THROUGH OPENINGS WILL BE SMALLER.
 - 5.) DIMENSIONS FOR OVERALL HEIGHT AND OVERALL LENGTH ARE APPROXIMATE UNTIL THE CHASSIS IS BUILT AND RECEIVED AT OUR FACTORY.

EXTERIOR DIMENSIONS
 HEIGHT 107" (+/-2)
 LENGTH 170"
 WIDTH 99"

OPENING DESCRIPTIONS				
ALL DIMENSIONS APPROXIMATE				
WIDTH	HEIGHT	DEPTH	PURPOSE	
(A)	20	83	21	OXYGEN STORAGE
(B)	40	39	20	EXTERIOR STORAGE
(C)	26	55	20	###



"NOTICE"
 This drawing and data thereon shall not be disseminated or disclosed to others for procurement or manufacturing purposes, except as otherwise authorized by contract, without written permission of P.L. CUSTOM BODY & EQUIPMENT CO., INC. We reserve the right to make changes at any time, without notice, in materials, equipment & specifications. Written specifications take precedence over drawings which are for clarity only. All reproductions shall bear this notice.



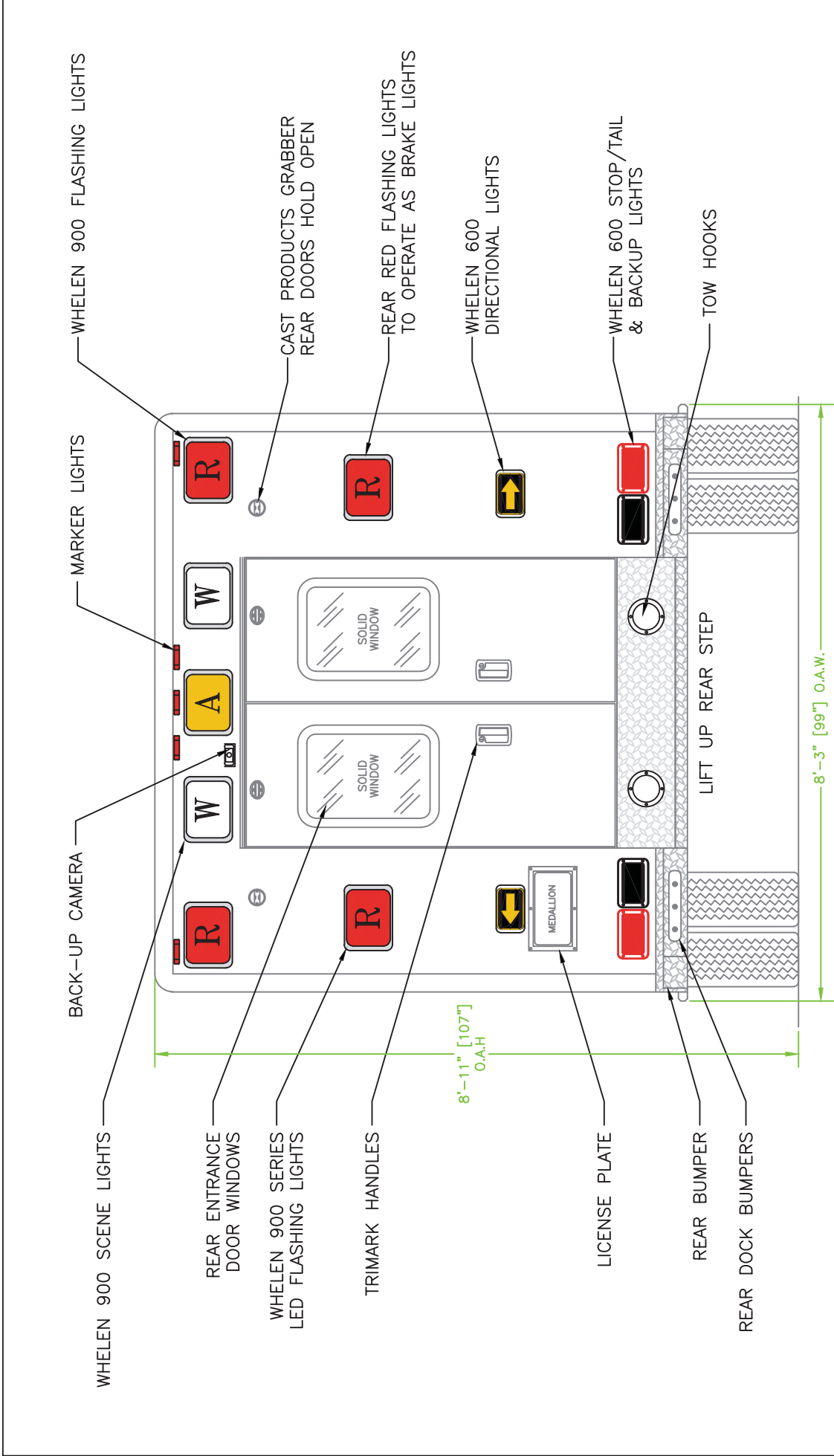
- NOTES:**
- 1.) DRAWINGS ARE FOR REPRESENTATIONAL PURPOSES ONLY.
 - 2.) ALL DIMENSIONS SHOWN ARE APPROXIMATE.
 - 3.) EXTERIOR COMPARTMENT DIMENSIONS REFLECT WALL TO WALL MEASUREMENTS. PASS THROUGH OPENINGS WILL BE SMALLER.
 - 4.) INTERIOR CABINET DIMENSIONS REFLECT THE CABINET OPENING. PASS THROUGH OPENINGS WILL BE SMALLER.
 - 5.) DIMENSIONS FOR OVERALL HEIGHT AND OVERALL LENGTH ARE APPROXIMATE UNTIL THE CHASSIS IS BUILT AND RECEIVED AT OUR FACTORY.

EXTERIOR DIMENSIONS
 HEIGHT 107" (+/- -2)
 LENGTH 170"
 WIDTH 99"

OPENING DESCRIPTIONS				
ALL DIMENSIONS APPROXIMATE				
	WIDTH	HEIGHT	DEPTH	PURPOSE
(D)	20	39	33" ABOVE FLOOR	INTERIOR/EXTERIOR ACCESS STORAGE
(E)	24 1/2	80	20" BELOW FLOOR	BACKBOARD STORAGE
(G)	20	12	16	BATTERY STORAGE
(J)	18	22	17	EXTERIOR STORAGE
	29	80		SIDE ENTRANCE DOOR



"NOTICE"
 This drawing and data thereon shall not be duplicated, used or disclosed to others for any purpose whatsoever without the written permission of P.L. CUSTOM BODY & EQUIPMENT CO., INC. We reserve the right to make changes at any time, without notice, in materials, equipment & specifications. Written specifications take precedence over drawings which are for clarity only. All reproductions shall bear this notice.



OPENING DESCRIPTIONS			
ALL DIMENSIONS APPROXIMATE			
WIDTH	HEIGHT	DEPTH	PURPOSE
44 1/4	58		REAR ENTRANCE DOORS



"NOTICE"
 This drawing and data thereon shall not be duplicated, used or disclosed to others, for procurement or manufacturing purposes, except as otherwise authorized by contract, without written permission of P.L. CUSTOM BODY & EQUIPMENT CO., INC. We reserve the right to make changes at any time, without notice, in materials, equipment & specifications. Written specifications take precedence over drawings which are for clarity only. All reproductions shall bear this notice.